

Sewage Pumps with Vertical Shaft

PS/PSH SERIES



TECHNICAL MANUAL



PS/PSH Series

Sewage Pumps with Vertical Shaft

General Specifications



Mas Grup

Application Areas

They are used in;

- Draining of dirty water wells in central heating station
- Pumping of domestic and industrial wastewater
- Sewage treatment plant
- Pumping of liquids containing sludge and solid particles
- Pumping of viscous liquids and suspensions
- Pumping of liquids in dye facilities
- Paper and pulp industrial plants
- All kind of draining proceedings

Design

- These are pumps used in draining of dirty water, having a long shaft and working with special bearing system.
- Suction nozzle is in the fluid and the strainer is available in front of it. Pump shaft and the motor are coupled with a special coupling.
- Using with electric motor according to IEC, DIN, VDE and TSE standards.
- Modular design maintenance-free.

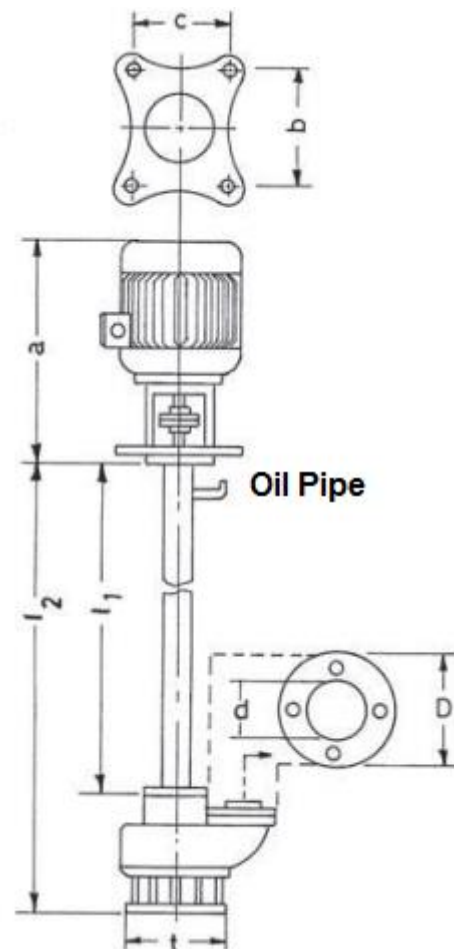
Standard Material Specifications

Casing: GG 25
 Impeller: GG 25
 Pump Shaft: C – 45
 Strainer: GG 25
 Baseplate: GG 25

Technical Specifications

- Discharge Flange : DN 50
- Speed : 1500 rpm
- Capacity Range : 4,5 – 25 m³/h
- Head Range : 4 – 19 m
- Operating Pressure : 10 Bar (16 Bar)
- Impeller Diameter : Ø150 – Ø260 mm

General View and Pump Dimensions

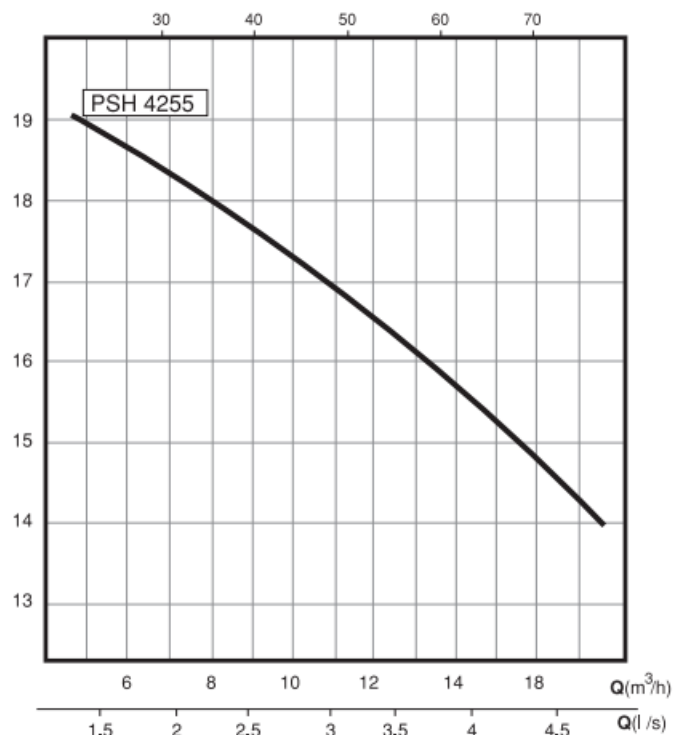
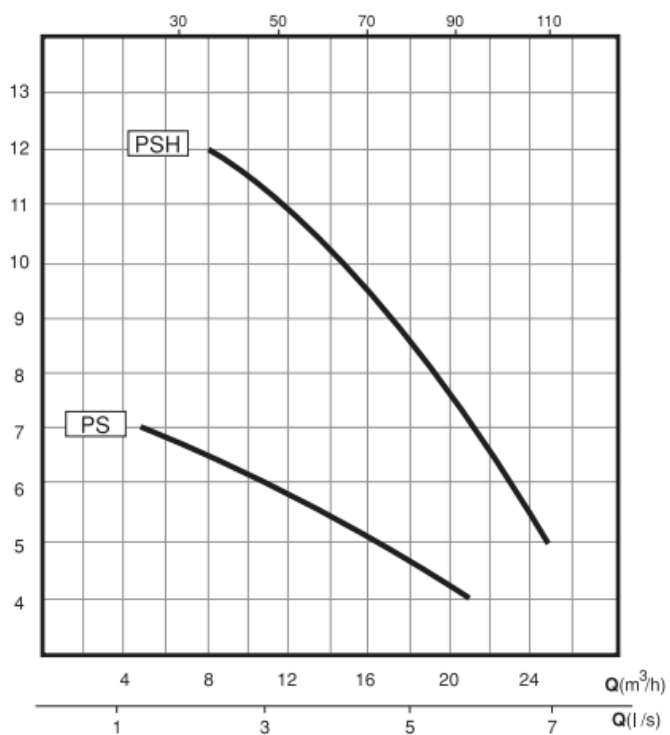


Pump Type	Connection Nozzle	Motor			Pump Dimensions (mm)								
		kW	HP	rpm	a	L ₁	L ₂	b	c	d	D	t	Total kg
PS - 100	2"	0.75	1	1500	340	1000	1200	300	160	2"	140	180	53
PS - 150	2"	0.75	1	1500	340	1500	1700	300	160	2"	140	180	57
PS - 200	2"	0.75	1	1500	340	2000	2200	300	160	2"	140	180	69
PSH - 100	2"	1.1	1.5	1500	340	1000	1200	300	160	2"	140	180	58
PSH - 150	2"	1.1	1.5	1500	340	1500	1700	300	160	2"	140	180	62
PSH - 200	2"	1.1	1.5	1500	340	2000	2200	300	160	2"	140	180	73.5
PSH - 4255	2"	2.2	3	1500	485	967	1205	350	205	2"	140	260	120

PS/PSH Series
 Sewage Pumps with Vertical Shaft
Performance Curves



Mas Grup





Mas Grup

Head Office / Service Center:

Aydınlı Mah. Birlik OSB. 1.No'lu Cadde No:17 Tuzla - İSTANBUL / TURKEY
Tel: +90 (216) 456 47 00 pbx Fax: +90 (216) 455 14 24

Ankara Regional Directorate:

Aşağı Öveçler Mah. 1329 Sok. No:6/9 Öveçler ANKARA / TURKEY
Tel: +90 (312) 472 81 60-67 Fax: +90 (312) 472 82 51

Factory:

1. Organize Sanayi Bölgesi Parsel 249/5 Beyköy - DÜZCE / TURKEY
Tel: +90 (380) 553 73 88 Fax: +90 (380) 553 71 29